

NFPA 231D

Storage of Rubber Tires 1986



NOTICE

All questions or other communications relating to this document should be sent only to NFPA Headquarters, addressed to the attention of the Committee responsible for the document.

For information on the procedures for requesting Technical Committees to issue Formal Interpretations, proposing Tentative Interim Amendments, proposing amendments for Committee consideration, and appeals on matters relating to the content of the document, write to the Secretary, Standards Council, National Fire Protection Association, Batterymarch Park, Quincy, MA 02269.

A statement, written or oral, that is not processed in accordance with Section 16 of the Regulations Governing Committee Projects shall not be considered the official position of NFPA or any of its Committees and shall not be considered to be, nor be relied upon as, a Formal Interpretation.

Users of this document should consult applicable Federal, State and local laws and regulations. NFPA does not, by the publication of this document, intend to urge action which is not in compliance with applicable laws and this document may not be construed as doing so.

Policy Adopted by NFPA Board of Directors on December 3, 1982

The Board of Directors reaffirms that the National Fire Protection Association recognizes that the toxicity of the products of combustion is an important factor in the loss of life from fire. NFPA has dealt with that subject in its technical committee documents for many years.

There is a concern that the growing use of synthetic materials may produce more or additional toxic products of combustion in a fire environment. The Board has, therefore, asked all NFPA technical committees to review the documents for which they are responsible to be sure that the documents respond to this current concern. To assist the committees in meeting this request, the Board has appointed an advisory committee to provide specific guidance to the technical committees on questions relating to assessing the hazards of the products of combustion.

Licensing Provision — This document is copyrighted by the National Fire Protection Association (NFPA).

1. Adoption by Reference — Public authorities and others are urged to reference this document in laws, ordinances, regulations, administrative orders or similar instruments. Any deletions, additions and changes desired by the adopting authority must be noted separately. Those using this method are requested to notify the NFPA (Attention: Secretary, Standards Council) in writing of such use. The term "adoption by reference" means the citing of title and publishing information only.

2. Adoption by Transcription — **A.** Public authorities with lawmaking or rule-making powers only, upon written notice to the NFPA (Attention: Secretary, Standards Council), will be granted a royalty-free license to print and republish this document in whole or in part, with changes and additions, if any, noted separately, in laws, ordinances, regulations, administrative orders or similar instruments having the force of law, provided that: (1) due notice of NFPA's copyright is contained in each law and in each copy thereof; and, (2) that such printing and republication is limited to numbers sufficient to satisfy the jurisdiction's lawmaking or rulemaking process. **B.** Once this NFPA Code or Standard has been adopted into law, all printings of this document by public authorities with lawmaking or rulemaking powers or any other persons desiring to reproduce this document or its contents as adopted by the jurisdiction in whole or in part, in any form, upon written request to NFPA (Attention: Secretary, Standards Council), will be granted a nonexclusive license to print, republish, and vend this document in whole or in part, with changes and additions, if any, noted separately provided that due notice of NFPA's copyright is contained in each copy. Such license shall be granted only upon agreement to pay NFPA a royalty. This royalty is required to provide funds for the research and development necessary to continue the work of NFPA and its volunteers in continually updating and revising NFPA standards. Under certain circumstances, public authorities with lawmaking or rulemaking powers may apply for and may receive a special royalty when the public interest will be served thereby.

3. Scope of License Grant — The terms and conditions set forth above do not extend to the index to this document.

(For further explanation, see the Policy Concerning the Adoption, Printing and Publication of NFPA Documents which is available upon request from the NFPA.)

Statement on NFPA Procedures

This material has been developed under the published procedures of the National Fire Protection Association, which are designed to assure the appointment of technically competent Committees having balanced representation. While these procedures assure the highest degree of care, neither the National Fire Protection Association, its members, nor those participating in its activities accepts any liability resulting from compliance or noncompliance with the provisions given herein, for any restrictions imposed on materials or processes, or for the completeness of the text.

NFPA has no power or authority to police or enforce compliance with the contents of this document and any certification of products stating compliance with requirements of this document is made at the peril of the certifier.

© 1986 NFPA, All Rights Reserved

NFPA 231D

Standard for

Storage of Rubber Tires

1986 Edition

This edition of NFPA 231D, *Standard for Storage of Rubber Tires*, was prepared by the Technical Committee on Storage of Rubber Tires, released by the Correlating Committee on Storage, and acted on by the National Fire Protection Association, Inc. at its Fall Meeting held November 18-21, 1985 in Baltimore, Maryland. It was issued by the Standards Council on December 10, 1985, with an effective date of December 30, 1985, and supersedes all previous editions.

The 1986 edition of this standard has been approved by the American National Standards Institute.

Changes other than editorial are indicated by a vertical rule in the margin of the pages on which they appear. These lines are included as an aid to the user in identifying changes from the previous edition.

Origin and Development of NFPA 231D

A tentative standard on the storage of rubber tires was developed by a Subcommittee of the Committee on General Storage and adopted by the National Fire Protection Association, Inc. at the 1974 Annual Meeting in Miami Beach, Florida.

The first official edition of NFPA 231D was prepared by the Committee on General Storage. It included revisions made to the tentative standard, and was adopted by the Association at the 1975 Fall Meeting in Pittsburgh, Pennsylvania. The 1980 edition was a partial revision of the 1975 edition and this edition is a partial revision of the 1980 edition.

Committee on Storage Correlating Committee

Robert G. Planer, Chairman
Johnson & Higgins

J. S. Barritt, Industrial Risk Insurers
Thomas E. Goonan, Schirmer Engineering Corp.
Edward Jefferson, UniRoyal Inc.

W. P. Thomas Jr., Kemper Group
C. R. Thomson, Canadian Wood Council

Nonvoting

Wesley L. D. Chisholm, Liberty Mutual Insurance Co.
Rep. NFPA Comm. on Motor Vehicle & Hwy
FP

R. A. Pedersen, Washington Surveying & Rating Bureau
Rep. NFPA Comm. on Marine Terminals

Technical Committee on Storage of Rubber Tires

Edward Jefferson, Chairman
UniRoyal Inc.
(Rep. NFPA Industrial Fire Protection Section)

J. S. Barritt, Industrial Risk Insurers
Robert C. Everson, Berkeley Heights, NJ
Robert C. Geib, Cotten Merchandise Storage Co.
Rep. American Warehousemen's Assn.
Stephen R. Hoover, Kemper Group
Rep. Alliance of American Insurers
Richard D. Jacobson, Factory Mutual Research Corp.
Roy N. Johnson, General Tire & Rubber Co.
Rep. Rubber Manufacturers Assn.

Henry Matarazzo, Walter Kidde
Richard J. Montanari, Grinnell Fire Protection Systems Co. Inc.
E. N. Proudfoot, Goodyear Tire & Rubber Co.
Rep. NFPA Industrial Fire Protection Section
James R. Schifiliti, Schaumburg, IL
Richard C. Schulte, Schirmer Engineering Corp.
Theodore J. Zrinscak, American Risk Management Inc.

Alternates

Wallace B. Bateman, M & M Protection Consultants
(Alternate to M & M Prot. Conslt. Rep.)
Thomas J. Brown, Factory Mutual Research Corp.
(Alternate to R. D. Jacobson)
E. E. Miller, Industrial Risk Insurers
(Alternate to J. S. Barritt)

Gerald W. O'Rourke, Schirmer Engineering Corp.
(Alternate to R. C. Schulte)
W. P. Thomas Jr., Kemper Group
(Alternate to S. R. Hoover)
Frank E. Timmins, Rubber Manufacturers Assn.
(Alternate to R. N. Johnson)

This list represents the membership at the time the Committee was balloted on the text of this edition. Since that time, changes in the membership may have occurred.

NOTE: Membership on a Committee shall not in and of itself constitute an endorsement of the Association or any document developed by the Committee on which the member serves.

Contents

Chapter 1 Introduction	231D- 4
1-1 Scope	231D- 4
1-2 Definitions	231D- 4
Chapter 2 Building Arrangement	231D- 6
2-1 Construction	231D- 6
2-2 Emergency Smoke and Heat Venting	231D- 7
2-3 Fire Walls	231D- 7
Chapter 3 Storage Arrangement	231D- 7
3-1 Piling Procedures	231D- 7
3-2 Clearances	231D- 7
Chapter 4 Fire Protection	231D- 7
4-1 Automatic Sprinkler Systems	231D- 7
4-2 High Expansion Foam Systems	231D- 7
4-3 Water Supplies	231D- 8
4-4 Manual Inside Protection	231D- 8
4-5 Hydrants	231D- 8
4-6 Alarm Service	231D- 8
4-7 Fire Emergency Organization	231D-10
Chapter 5 Building Equipment, Maintenance and Operations	231D-10
5-1 Mechanical Handling Equipment	231D-10
5-2 Storage of Empty Wood Pallets	231D-10
5-3 Cutting and Welding Operations	231D-10
5-4 Waste Disposal	231D-10
5-5 Smoking	231D-10
5-6 Maintenance and Inspection	231D-10
Chapter 6 Referenced Publications	231D-10
Appendix A	231D-11
Appendix B	231D-11
Appendix C Referenced Publications	231D-12

NFPA 231D

Standard for

Storage of Rubber Tires

1986 Edition

NOTICE: An asterisk (*) following the number designating a paragraph or section in the text indicates explanatory material on that paragraph or section in Appendix A.

A dagger (†) following the number designating a paragraph or section in the text indicates additional suggestions with regard to that paragraph or section in Appendix B.

Information on referenced publications can be found in Chapter 6 and Appendix C.

Chapter 1 Introduction

1-1 Scope.

1-1.1 This standard applies to the storage of rubber tires when stored indoors.

1-1.2 The provisions contained in this standard apply to new facilities for tire storage and when converting existing buildings to tire storage occupancy. It may be used as a basis for evaluating existing storage facilities.

1-1.3 This standard is not intended to apply to small scale storage as defined in Section 1-2.

1-2 Definitions.

Approved. Acceptable to the "authority having jurisdiction."

NOTE: The National Fire Protection Association does not approve, inspect or certify any installations, procedures, equipment, or materials nor does it approve or evaluate testing laboratories. In determining the acceptability of installations or procedures, equipment or materials, the authority having jurisdiction may base acceptance on compliance with NFPA or other appropriate standards. In the absence of such standards, said authority may require evidence of proper installation, procedure or use. The authority having jurisdiction may also refer to the listings or labeling practices of an organization concerned with product evaluations which is in a position to determine compliance with appropriate standards for the current production of listed items.

Authority Having Jurisdiction. The "authority having jurisdiction" is the organization, office or individual responsible for "approving" equipment, an installation or a procedure.

NOTE: The phrase "authority having jurisdiction" is used in NFPA documents in a broad manner since jurisdictions and "approval" agencies vary as do their responsibilities. Where public safety is primary, the "authority having jurisdiction" may be a federal, state, local or other regional department or individual such as a fire chief, fire marshal, chief of a fire prevention bureau, labor department, health department, building official, electrical inspector, or others having statutory authority. For insurance purposes, an insurance inspection department, rating bureau, or other insurance company representative may be the "authority having jurisdiction." In many circumstances the property owner or his designated agent assumes the role of the "authority having jurisdiction"; at government installations, the commanding officer or departmental official may be the "authority having jurisdiction."

Available Height for Storage. The maximum height at which tires can be stored above the floor and still maintain adequate clearance from structural members and the required clearance below sprinklers.

Bundled Tires. A storage method in which a number of tires are strapped together. (See Figure 1-2.8.)

Conventional Pallet. A material handling aid designated to support a unit of load with stringers to provide support for material handling devices.

Horizontal Channel. Any uninterrupted space in excess of 5 ft (1.5 m) in length between horizontal layers of stored tires. Such channels may be formed by pallets, shelving, racks or other storage arrangements.

Labeled. Equipment or materials to which has been attached a label, symbol or other identifying mark of an organization acceptable to the "authority having jurisdiction" and concerned with product evaluation, that maintains periodic inspection of production of labeled equipment or materials and by whose labeling the manufacturer indicates compliance with appropriate standards or performance in a specified manner.

Listed. Equipment or materials included in a list published by an organization acceptable to the "authority having jurisdiction" and concerned with product evaluation, that maintains periodic inspection of production of listed equipment or materials and whose listing states either that the equipment or material meets appropriate standards or has been tested and found suitable for use in a specified manner.

NOTE: The means for identifying listed equipment may vary for each organization concerned with product evaluation, some of which do not recognize equipment as listed unless it is also labeled. The "authority having jurisdiction" should utilize the system employed by the listing organization to identify a listed product.

On-floor Storage. Tires stored directly on the floor without horizontal channels. Such storage may utilize boards, cardboard tubes or similar storage aids, but not pallets or racks.

On-side Storage. Tires stored horizontally or flat. (See Figure 1-2.6.)

On-tread Storage. Tires stored vertically or on their treads. (See Figure 1-2.7.)

Palletized. Storage on portable racks of various types utilizing a conventional pallet as a base.

Pyramid Storage. On-floor storage in which tires are pyramided to provide pile stability.

Rack. Any combination of vertical, horizontal and diagonal members which support stored materials. Racks may be fixed or portable. A fixed rack is a supporting framework which remains in a fixed position within the warehouse during normal usage and into which the placement and retrieval of storage is through the handling of tires individually or in pallets loads. (See Figures 1-2.2 to 1-2.8.)

Rubber Tires. Pneumatic tires for passenger automobiles, aircraft, light and heavy trucks, trailers, farm equipment, construction equipment (off-the-road) and buses.

Shall. Indicates a mandatory requirement.

Should. Indicates a recommendation or that which is advised but not required.

Small Scale Storage. Storage of less than 10,000 units.

Storage Aids. Commodity storage devices such as shelves, pallets, dunnage, separators and skids.

Units (equivalent passenger).* One average size passenger tire weighing approximately 25 lb (11 kg).



Figure 1-2.3 Open Portable Racks.

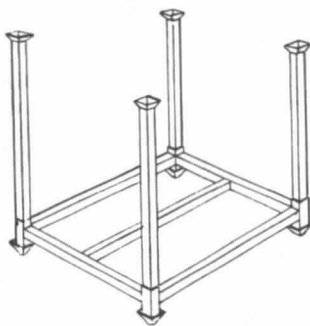
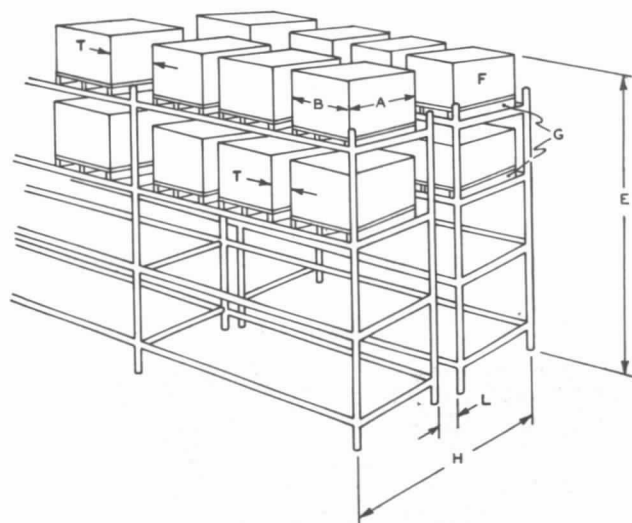


Figure 1-2.1 Open Portable Rack Unit.



Figure 1-2.2 Palletized Portable Rack Unit.



Legend

A — Load Depth	E — Storage Height
B — Load Width	F — Commodity
T — Transverse Flue Space	G — Pallet
L — Longitudinal Flue Space	H — Rack Depth

Figure 1-2.4 Double Row Racks without Solid or Slatted Shelves.

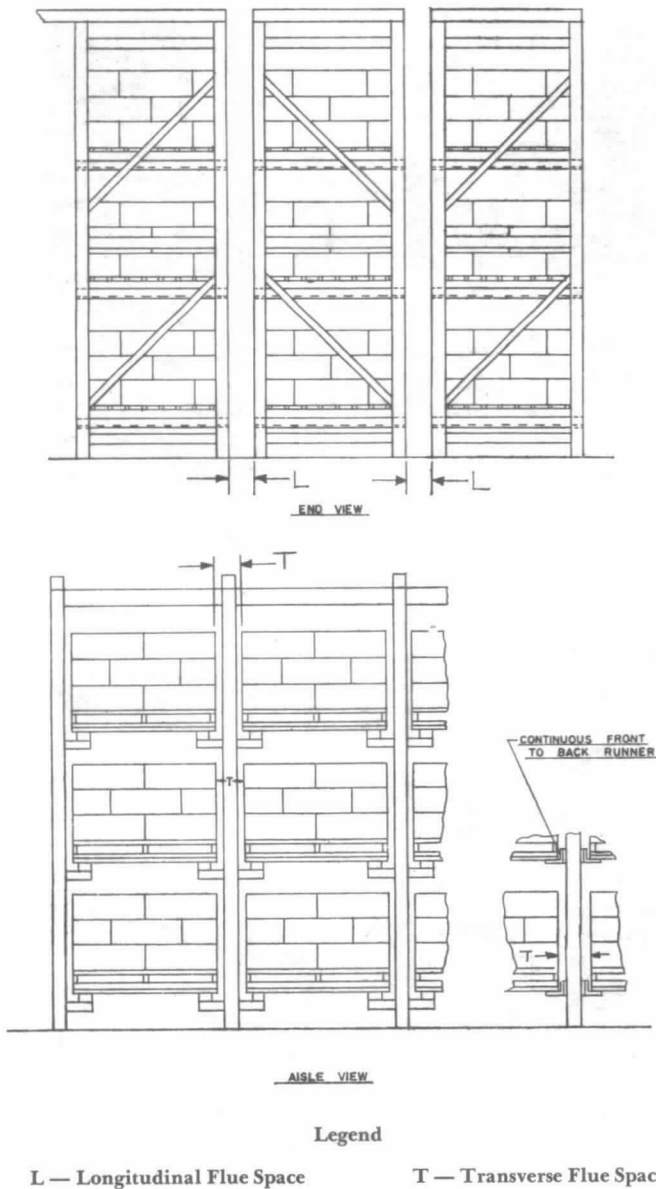


Figure 1-2.5 Multiple-Row Rack.




Figure 1-2.6 Palletized Portable Rack On-Side Storage Arrangement.




Figure 1-2.7 Open Portable Rack On-Tread Storage Arrangement.




Figure 1-2.8 Bundled Tires—Palletized—Portable Rack On-Tread Storage Arrangement.

Chapter 2 Building Arrangement

2-1 Construction.

2-1.1* Buildings used for the storage of tires which are protected according to this standard may be of any of the types described in NFPA 220, *Standard on Types of Building Construction*.

2-1.2 Steel columns shall be protected according to the following:

(a) Storage exceeding 15 ft (4.6 m) through 20 ft (6 m) in height.

One hour fireproofing or one sidewall sprinkler head directed to one side of the column at 15 ft (4.6 m) level.

(b) Storage exceeding 20 ft (6 m) in height.

Two hour fireproofing for the entire length of the column, and including connections with other structural members; or two sidewall sprinkler heads, one at the top of the column and the other at the 15-ft (4.6-m) level, both directed to the side of the column.

Exception: The above protection is not required where storage in fixed racks is protected by in-rack sprinklers.

2-2* Emergency Smoke and Heat Venting.

2-3 Fire Walls.

2-3.1 Where protection in accordance with Section 4-1 is provided, stored tires shall be segregated from other combustible storage by aisles at least 8 ft (2.4 m) wide. Where not so protected, stored tires shall be cut off by fire walls.

2-3.2 When tires are stored up to 15 ft (4.6 m) high, walls between adjacent warehouse areas and between manufacturing and warehouse areas shall have not less than a 4-hr fire rating. When tires are stored over 15 ft (4.6 m) high, walls between manufacturing and warehouse areas shall have a fire rating of not less than 6 hrs.

Chapter 3 Storage Arrangement

3-1 Piling Procedures.

3-1.1 Piles shall be not more than 50 ft (15 m) in width except that piles along a wall shall not be more than 25 ft (7.6 m) in width.

Exception: Where tires are stored on tread, the dimension of the pile in the direction of the wheel hole shall be not more than 50 ft (15 m).

3-1.2 The width of main aisles between piles shall be not less than 8 ft (2.4 m).

3-2 Clearances.

3-2.1 The clearance from the top of storage to sprinkler deflectors shall be not less than 3 ft (.9 m).

3-2.2 Storage clearance in all directions from roof structures shall be not less than 3 ft (.9 m).

3-2.3 Storage clearance from ducts shall be maintained in accordance with NFPA 91, *Blower and Exhaust Systems*.

3-2.4 Storage clearance from unit heaters, radiant space heaters, duct furnaces, and flues shall not be less than 3 ft (.9 m) in all directions, or shall be in accordance with the clearance shown on the approval agency label.

3-2.5 Clearance shall be maintained to lights or light fixtures to prevent possible ignition.

3-2.6 Not less than 24 in. (.6 m) clearance shall be maintained around the path of fire door travel unless a barricade is provided.

Chapter 4 Fire Protection

4-1 Automatic Sprinkler Systems.

4-1.1 Automatic sprinklers, where provided, shall be installed in accordance with NFPA 13, *Standard for Installation of Sprinkler Systems*, except as modified in this chapter.

4-1.2* Sprinkler discharge densities and areas of application shall be in accordance with Table 4-1.2.

4-1.3 System Requirements.

4-1.3.1 For the purpose of selecting sprinkler spacings in hydraulically designed sprinkler systems, to obtain a stipulated density, 60 lb (4 atmospheres) per square in. (414 kPa) shall be the maximum discharge pressure used at the calculation starting point.

4-1.3.2 In buildings which are occupied in part for tire storage, where only a portion of the sprinkler system is hydraulically designed, the design area shall extend not less than 15 ft (4.6 m) beyond the area occupied by the tires.

4-1.4 In-Rack Sprinkler System Requirements.

4-1.4.1 In-rack sprinklers, where provided, shall be installed in accordance with NFPA 231C, *Standard for Rack Storage of Materials*, except as modified in this section.

4-1.4.2 In-rack sprinkler deflectors shall be located at the same level as the bottom of the pallet support to maintain an unobstructed clear space of at least 4 in. (102 mm). In-rack sprinklers shall be located at least 2 ft (0.6 m) from rack uprights.

4-1.4.3 Maximum horizontal spacing of sprinklers in racks shall be 8 ft (2.4 m).

4-1.4.4 Sprinklers in racks shall discharge at not less than 30 psi (207 kPa).

4-1.4.5 Water demand for sprinklers installed in racks shall be based on simultaneous operation of the most hydraulically remote 12 sprinklers when only one level is installed in racks.

4-2 High Expansion Foam Systems.

4-2.1* High expansion foam systems installed in accordance with NFPA 11A, *Standard for Medium and High Expansion Foam Systems*, as modified herein, may be installed in addition to automatic sprinklers. When so installed, a reduction in sprinkler discharge density to one

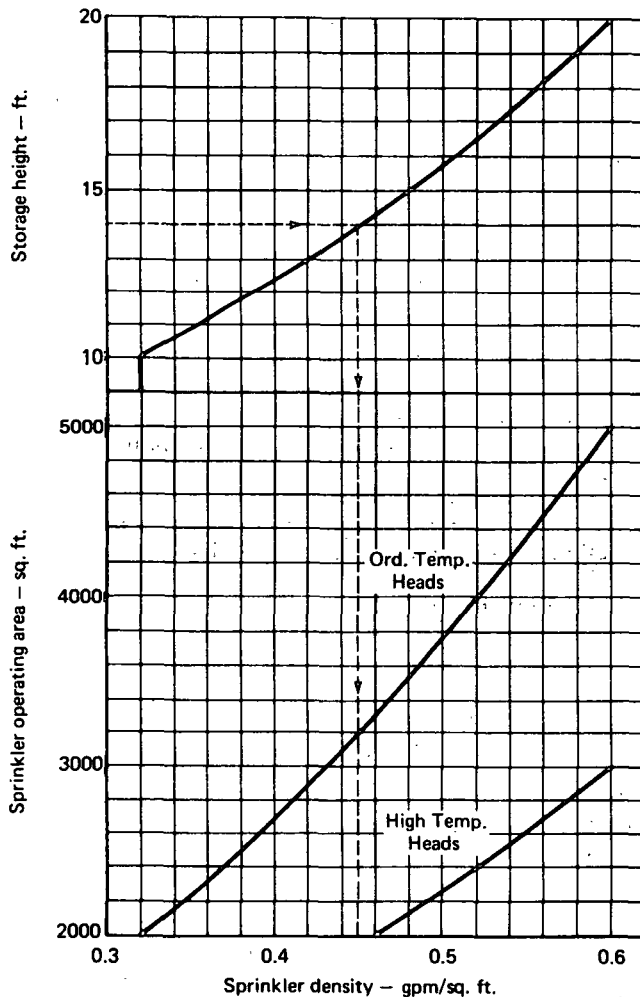


Figure 4-1.2 Sprinkler System Design Curves for Palletized Storage and Fixed Rack Storage with Pallets.

To use curves, enter at storage height (example 14 ft) (4.3 m); read density (0.45) then down to sprinkler operating area; 3200 sq ft (297 m²) for ordinary heads, 2000 sq ft (186 m²), for high temperature heads.

half the density specified in Table 4-1.2 or 0.24 gal per min per sq ft [9.78 (L/min)/m²], whichever is higher, will be allowed.

4-2.2 High expansion foam systems shall be automatic in operation.

4-2.3 Detectors shall be listed and shall be installed at the ceiling at one half listed spacing in accordance with NFPA 72E, *Standard for Automatic Fire Detectors*.

4-2.4 Detection systems, concentrate pumps, generators and other system components essential to the operation of the system shall have an approved standby power source.

4-3 Water Supplies.

4-3.1 The rate of water supply shall be sufficient to provide the required sprinkler discharge density over the required area of application plus provision for generation of high expansion foam and in-rack sprinklers when used.

4-3.2 Total water supplies shall include provision for not less than 750 gal/min (2835 L) for hose streams, in addition to that required for automatic sprinklers and foam systems. Water supplies shall be capable of supplying the demand for sprinkler systems and hose streams for not less than 3 hrs.

4-3.3* Where dry pipe systems are used, the area of sprinkler application shall be increased by not less than 30 percent.

4-4 Manual Inside Protection.

4-4.1 Where automatic sprinkler protection is provided, small hose (1½ in.) (38 mm) shall be provided to reach any portion of the storage area. Small hose may be supplied from

- (a) Hydrants, or
- (b) A separate piping system for small hose stations, or
- (c) Valved hose connections on sprinkler risers where such connections are made upstream of sprinkler control valves, or
- (d) Adjacent sprinkler systems.

4-4.2* In locations where small hose is provided, portable fire extinguishers for Class A fires may be omitted in storage areas.

4-5 Hydrants. At locations without public hydrants, or where hydrants are not within 250 ft (76 m), private hydrants shall be installed in accordance with NFPA 24, *Standard for the Installation of Private Fire Service Mains and Their Appurtenances*.

4-6 Alarm Service.

4-6.1 Automatic sprinkler systems and foam systems where provided shall have approved central station, auxiliary, remote station or proprietary waterflow alarm service.

Exception: Local waterflow alarm service may be provided where recorded guard service is also provided. (See NFPA 601, *Standard for Guard Service in Fire Loss Prevention*.)

4-6.2 Alarm service shall comply with one of the following: NFPA 71, *Standard for the Installation, Maintenance, and Use of Central Station Signaling Systems*, NFPA 72A, *Standard for the Installation, Maintenance and Use of Local Protective Signaling Systems for Guard's Tour, Fire Alarm and Supervisory Service*, NFPA 72B, *Standard for the Installation, Maintenance and Use of Auxiliary Protective Signaling Systems for Fire Alarm Service*, NFPA 72C, *Standard for the Installation, Maintenance and Use of Remote Station Protective Signaling Systems*, or NFPA 72D, *Standard for the Installation, Maintenance and Use of Proprietary Protective Signaling Systems*.

Table 4-1.2

Piling Method	Piling Height ft	Sprinkler Discharge Density gpm/ft ² (See Notes 1 and 2)	Areas of Application ft ² (See Note 1)	
			Ord. Temp. Heads	High Temp. Heads
1. On Floor				
a. Pyramid piles				
b. Other arrangements such that no horizontal channels are formed	Up to 5	See NFPA 13, <i>Standard for Installation of Sprinkler Systems</i>		
	5 + to 7	0.24	2,000	2,000
	7 + to 8	0.26	2,000	2,000
c. Tires piled on floor on tread (See Note 3)	8 + to 10	0.28	2,000	2,000
d. Off the road tires	10 + to 12	0.32	2,000	2,000
2. Palletized				
On side or tread	9 to 20	See Figure 4-1.2		
	20 + to 30	0.3 plus high expansion foam	3,000	3,000
3. Open Portable Rack Storage				
On side or tread	Up to 12	0.6	5,000	3,000
	12 to 20	{ 0.6 0.9	(See Note 4) (See Note 4)	5,000 3,000
		or 0.3 plus high expansion foam	3,000	3,000
4. Double & Multi-row Fixed Rack Storage on Pallets				
On side or tread	9 to 20	See Fig. 4-1.2	—	—
	20	0.4 plus 1 line in-rack sprinklers or 0.3 plus high expansion foam	3,000 3,000	3,000 3,000
	20 + to 30	0.3 plus high expansion foam	Not Recommended	3,000
5. Double & Multi-row Fixed Rack Storage Without Pallets or Shelves				
On side or tread	Up to 12	0.6	5,000	3,000
	12 to 20	{ 0.6 0.9	(See Note 4) (See Note 4)	5,000 3,000
		or 0.3 plus high expansion foam or 0.4 plus 1 line in-rack sprinklers	3,000 3,000	3,000 3,000
	20 + to 30	0.3 plus high expansion foam	Not Recommended	3,000

Notes:

- Sprinkler discharge densities and areas of application are based on a maximum clearance of 10 ft (3.1 m) between sprinkler deflectors and the maximum available height of storage.
- The densities and areas provided in the table are based on fire tests using standard response; standard orifice (½ in.) and large orifice (17/32 in.) sprinklers. In buildings where "old style" sprinkler heads exist, discharge densities shall be increased by 25%. For use of other types of sprinklers consult the authority having jurisdiction.
- Piles not to exceed 25 ft (7.6 m) in direction of wheel holes.
- Water supply shall fulfill both requirements.

4-7*† Fire Emergency Organization.

4-7.1 Arrangements shall be made to permit rapid entry into the premises by the municipal fire department, police department, or other authorized personnel in case of fire or other emergency.

4-7.2 Plant emergency organizations where provided shall be instructed and trained in the following procedures:

- (a) Maintaining the security of the premises.
- (b) Means of summoning outside aid immediately in an emergency.
- (c) Use of portable extinguishers and small hose lines or small fires and mop-up operations.
- (d) Operation of the sprinkler system and water supply equipment.
- (e) Use of material handling equipment while sprinklers are still operating to effect final extinguishment.
- (f) Supervision of sprinkler valves after the system is turned off so that the system can be reactivated if rekindling occurs.

4-7.3 A fire watch shall be maintained when the sprinkler system is not in service.

Chapter 5 Building Equipment, Maintenance, and Operations

5-1 Mechanical Handling Equipment.

5-1.1 Industrial Trucks. Power-operated industrial trucks shall comply with NFPA 505, *Standard for Powered Industrial Trucks, Including Type Designations and Areas of Use*.

5-2 Storage of Empty Wood Pallets. Wood pallets shall be stored in accordance with the requirements of NFPA 231, *Standard for General Storage*, Section 4-4.

5-3 Cutting and Welding Operations.

5-3.1 When welding or cutting operations are necessary, the precautions contained in NFPA 51B, *Standard for Fire Prevention in Use of Cutting and Welding Processes*, shall be followed. When possible, work shall be removed to a safe area.

5-3.2 Welding, soldering, brazing, and cutting may be performed on rack or building components which cannot be removed, provided no storage is located below and within 25 ft (7.6 m) of the working area, and flameproof tarpaulins enclose this section. During any of these operations the sprinkler system shall be in service. Extinguishers suitable for Class A fires with a minimum rating of 2A and charged inside hose lines where provided shall be located in the working area. A fire watch shall be maintained during these operations and for not less than 30 min following completion of open flame operation.

5-4 Waste Disposal. Rubbish, trash, and other waste material shall be disposed of at regular intervals. (See NFPA 82, *Standard on Incinerators, Waste and Linen Handling Systems*.)

5-5 Smoking. Smoking shall be strictly prohibited, except in locations prominently designated as smoking areas. "No Smoking" signs shall be posted in prohibited areas.

5-6 Maintenance and Inspection.

5-6.1 Fire walls, fire doors, and floors shall be maintained in good repair at all times.

5-6.2* The sprinkler system and the water supplies shall be maintained and serviced.

Chapter 6 Referenced Publications

6-1 The following documents or portions thereof are referenced within this standard and shall be considered part of the requirements of this document. The edition indicated for each reference is current as of the date of the NFPA issuance of this document. These references are listed separately to facilitate updating to the latest edition by the user.

6-1.1 NFPA Publications. National Fire Protection Association, Batterymarch Park, Quincy, MA 02269.

NFPA 11A-1983, *Standard for Medium and High Expansion Foam Systems*

NFPA 13-1985, *Standard for the Installation of Sprinkler Systems*

NFPA 24-1984, *Standard for the Installation of Private Fire Service Mains and Their Appurtenances*

NFPA 51B-1984, *Standard for Fire Protection in the Use of Cutting and Welding Processes*

NFPA 71-1985, *Standard for the Installation, Maintenance and Use of Central Station Signaling Systems*

NFPA 72A-1984, *Standard for the Installation, Maintenance and Use of Local Protective Signaling Systems for Guards Tour, Fire Alarm and Supervisory Service*

NFPA 72B-1986, *Standard for the Installation, Maintenance and Use of Auxiliary Protective Signaling Systems for Fire Alarm Service*

NFPA 72C-1986, *Standard for the Installation, Maintenance and Use of Remote Station Protective Signaling Systems*

NFPA 72D-1986, *Standard for the Installation, Maintenance and Use of Alarm and Supervisory Service*

NFPA 72E-1982, *Standard on Automatic Fire Detectors*

NFPA 82-1983, *Standard on Incinerators, Waste and Linen Handling Systems and Equipment*

NFPA 91-1983, *Standard for the Installation of Blower Exhaust Systems for Dust, Stock and Vapor Removal*

NFPA 220-1985, *Standard on Types of Building Construction*

NFPA 231-1984, *Standard for General Storage*

NFPA 231C-1986, *Standard for Rack Storage of Materials*

NFPA 505-1982, *Fire Safety Standard for Powered Industrial Trucks Including Type Designations and Area of Use*

NFPA 601-1981, *Standard for Guard Service in Fire Loss Prevention*

Appendix A

This Appendix is not a part of the requirements of this NFPA document, but is included for information purposes only.

A-1-2 Units. One H78-14 passenger tire weighs about 25 lb (11 kg). One heavy service (truck) tire, size 10.00-20 weighs above 100 lb (45 kg) and is equivalent to four passenger units. Light heavy service tires vary in size and weight from passenger size to heavy service size—on the average being about $2\frac{1}{2}$ equivalent passenger units. Other types of tires are found in a broad range of sizes. Except in large warehouses they are not likely to be encountered in significant quantities.

A-2-1.1 Building codes and insurance requirements may affect the type of construction selected.

A-2-2 Smoke removal is important to manual fire-fighting and overhaul. Since most fire tests were conducted without smoke and heat venting, protection specified in Section 4-1 was developed without the use of such venting. However, venting through eave-line windows, doors, monitors, gravity or mechanical exhaust systems is essential to smoke removal after control of the fire is achieved.

A-4-1.2 Density and areas of application in Table 4-1.2 have been developed from fire test data. Protection requirements for other storage methods are beyond the scope of the standard at the present time. From recent fire testing with densities (0.45 gpm/sq ft and higher) [(18.3 L/min)/m²] there have been indications that large orifice sprinklers at greater than 50 sq ft (4.6 m²) spacing produce better results than the $\frac{1}{2}$ in. (12.7 mm) orifice sprinklers at 50 sq ft (4.6 m²) spacing.

Table 4-1.2 is based on operation of standard sprinklers. Use of "quick response" or other special sprinklers should be based on appropriate tests as approved by the authority having jurisdiction.

A-4-2.1 In existing buildings to be used for tire storage, high expansion foam might be used to augment an existing sprinkler system whose calculated density was below that required for the proposed storage height. For example, an existing system calculated to provide 0.25 gpm/sq ft [(10.2 L/min)/m²] could be used for storages requiring up to 0.50 gpm/sq ft [(20.3 L/min)/m²] with the addition of a high expansion foam system. An alternative may be to reinforce or redesign the sprinkler system.

A-4-3.3 Wet systems are recommended for tire storage occupancies. Dry systems are acceptable only where it is impracticable to provide heat.

A-4-4.2 Extinguishers should be provided for adjacent areas such as offices, shops, boiler rooms, electrical switch rooms, truck service areas, etc. If cutting or welding is contemplated, extinguishers will also be needed. Size, spacing and type of extinguisher to be in accordance with NFPA 10, *Standard for Portable Fire Extinguishers*.

A-4-7 (See also *Appendix B*.) Information on emergency organization is given in NFPA 27, *Recommendations for Organization, Training and Equipment of Private Fire Brigades*.

A-5-6.2 See NFPA 13A, *Care and Maintenance of Sprinkler Systems*, for guidance.

Appendix B

This Appendix is not a part of the requirements of this NFPA document, but is included for information purposes only.

B-4-7 Suggestions for Fighting Rubber Tire Fires in Sprinklered Buildings.

Introduction. Observations at tire fire tests have indicated that while automatic sprinklers with adequate discharge densities can control a fire, extinguishment by sprinklers alone is not to be expected. It is essential that the behavior of this type of fire be understood if control is not to be lost in the overhaul stage.

Incipient Stage. If caught in the incipient stage control can often be effected. Dry chemical type extinguishers have been found effective since the powder will pass into the mass of tires and knock down flame temporarily. It is necessary to back up extinguishers with small hose, and to remove affected tires from the pile. Tires thus removed should be taken out of doors, thoroughly soaked and left where they do not expose other combustibles. The area in which the fire occurred should be constantly attended for several hours to watch for rekindling.

Automatic sprinklers can be expected to operate within 2 to 5 min of ignition. At this point, the fire has generally progressed beyond the stage where extinguishers are effective and within a few minutes, smoke will make the area untenable and vision will be completely obscured.

Active Stage. At this point, the building is untenable and obscured vision makes the use of hose streams questionable. It is best to allow the sprinklers to take control of the fire. Most sprinklers will have operated within 15 to 20 min of ignition if control is to be effected. Sprinklers should be allowed to operate at least 60 and preferably 90 min. During the period the building is best left unventilated. As control of the fire is gained, smoke will tend to change from black to gray and diminish in intensity. During this period at least six charged $1\frac{1}{2}$ -in. (38 mm) hose

lines should be laid out preparatory to entering the building. Portable floodlights should be secured as well as raincoats, boots, helmets, breathing apparatus, etc., for the overhaul crew.

Critical Stage. After 60 to 90 min and when smoke intensity has diminished, the building should be ventilated around the periphery of the suspected fire location. During this period close observation should be made of smoke conditions. If smoke generation increases, cease ventilating and close up building if possible.

Overhaul. As soon as smoke clears to the extent that the building can be entered, entry should be made with small hose streams which should be directed into burning tires. Sprinklers should remain in operation unless the fire chief is certain that hose can control the fire.

Fork trucks and other means should be employed to remove tires from the fire area. It will usually be necessary to keep sprinklers and/or hose streams in operation during this procedure at least until all evidence of flame is gone. Patrols should be made in affected area for 24 hrs following the fire.

In the event that control of the fire is lost as evidenced by increasing smoke generation, loss of pressure at fire pump discharge indicating massive sprinkler operation, collapsing roof, etc., efforts should be directed towards preventing the spread of the fire beyond the area bounded by the fire walls. At this point, consideration should be given to shutting off sprinklers in the fire area to provide water for protecting the exposures.

Use of High Expansion Foam. If a high expansion foam system is used in connection with automatic sprinklers, sprinklers may be shut off 1 hr after ignition and an

additional 1 hr soaking time for foam allowed before the building is opened up and overhaul begun. Limited tests with high expansion foam indicate that fire extinguishment is largely complete after a period of soaking in foam. As a precautionary measure, charged hose streams should be available when foam is drained away.

After the initial fill, foam generators should be operated periodically during the soaking period to maintain the foam level. This is necessary since sprinklers and products of combustion will cause partial foam breakdown.

Appendix C Referenced Publications

C-1 The following documents or portions thereof are referenced within this standard for informational purposes only and thus should not be considered part of the requirements of this document. The edition indicated for each reference is current as of the date of the NFPA issuance of this document. These references are listed separately to facilitate updating to the latest edition by the user.

C-1.1 NFPA Publications. National Fire Protection Association, Batterymarch Park, Quincy, MA 02269.

NFPA 10-1984, *Standard for Portable Fire Extinguishers*

NFPA 13A-1981, *Recommended Practice for the Inspection, Testing and Maintenance of Sprinkler Systems*

NFPA 27-1981, *Recommendations for Organization, Training and Equipment of Private Fire Brigades*

SUBMITTING PROPOSALS ON NFPA TECHNICAL COMMITTEE DOCUMENTS

**Contact NFPA Standards Administration for final date for receipt of proposals
on a specific document.**

INSTRUCTIONS

**Please use the forms which follow for submitting proposed amendments.
Use a separate form for each proposal.**

1. For each document on which you are proposing amendment indicate:
 - (a) The number and title of the document
 - (b) The specific section or paragraph.
2. Check the box indicating whether or not this proposal recommends new text, revised text, or to delete text.
3. In the space identified as "Proposal" include the wording you propose as new or revised text, or indicate if you wish to delete text.
4. In the space titled "Statement of Problem and Substantiation for Proposal" state the problem which will be resolved by your recommendation and give the specific reason for your proposal including copies of tests, research papers, fire experience, etc. If a statement is more than 200 words in length, the technical committee is authorized to abstract it for the Technical Committee Report.
5. Check the box indicating whether or not this proposal is original material, and if it is not, indicate source.
6. If supplementary material (photographs, diagrams, reports, etc.) is included, you may be required to submit sufficient copies for all members and alternates of the technical committee.

NOTE: The NFPA Regulations Governing Committee Projects in Paragraph 10-10 state: Each proposal shall be submitted to the Council Secretary and shall include:

- (a) identification of the submitter and his affiliation (Committee, organization, company) where appropriate, and
- (b) identification of the document, paragraph of the document to which the proposal is directed, and
- (c) a statement of the problem and substantiation for the proposal, and
- (d) proposed text of proposal, including the wording to be added, revised (and how revised), or deleted.

FORM FOR PROPOSALS ON NFPA TECHNICAL COMMITTEE DOCUMENTS

Mail to: Secretary, Standards Council
National Fire Protection Association, Batterymarch Park, Quincy, Massachusetts 02269

Date 5/18/85 Name John B. Smith Tel. No. 617-555-1212

Address 9 Seattle St., Seattle, WA 02255

Representing (Please indicate organization, company or self) Fire Marshals Assn. of North America

1. a) Document Title: Protective Signaling Systems NFPA No. & Year NFPA 72D

b) Section/Paragraph: 2-7.1 (Exception)

2. Proposal recommends: (Check one) ☐ new text
☐ revised text
☐ deleted text.

3. Proposal (include proposed new or revised wording, or identification of wording to be deleted):

Delete exception.

4. Statement of Problem and Substantiation for Proposal:

A properly installed and maintained system should be free of ground faults. The occurrence of one or more ground faults should be required to cause a "trouble" signal because it indicates a condition that could contribute to future malfunction of the system. Ground fault protection has been widely available on these systems for years and its cost is negligible. Requiring it on all systems will promote better installations, maintenance and reliability.

5. ☒ This Proposal is original material.
☐ This Proposal is not original material; its source (if known) is as follows: _____

(Note: Original material is considered to be the submitter's own idea based on or as a result of his own experience, thought, or research and, to the best of his knowledge, is not copied from another source.)

I agree to give NFPA all and full rights, including rights of copyright, in this Proposal and I understand that I acquire no rights in any publication of NFPA in which this Proposal in this or another similar or analogous form is used.

Signature

PLEASE USE SEPARATE FORM FOR EACH PROPOSAL

Cut Here